


GERBERcutter DCS 2500

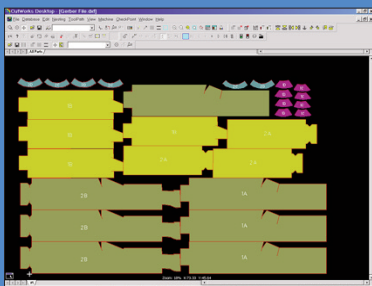
The DCS 2500 GERBERcutter® system is a high-speed, single- or low-ply, static table cutting system, designed to cut a wide variety of fabrics. It cuts to within millimeters at speeds up to 1.1 meters per second (45 inches per second).



The easy-to-use keypad controls many machine functions at the cutter.



Use up to three cutting tools and a pen on the head assembly for maximum flexibility.



CutWorks® software offers a complete design, nesting and cutting solution.



Get the most from your cutting system.

Get accurately cut parts every time.

- The DCS 2500 employs a powerful vacuum system to hold material firmly in place during cutting to ensure quality cut parts.
- Adjust pressure on the cutting tools to cut a wide variety of materials with precision.
- The cutting head is designed to accommodate three tools simultaneously to minimize tool changes. Choose from multiple types of straight knives, wheel knives, notching tools and punches. Includes a pen for annotation. Disposable blades are inexpensive and easy to change.

Easy to use.

- Because the DCS 2500 is highly intuitive, migration from manual cutting is easy.
- Windows®-based software employs a graphical user interface to simplify operator training and daily use. Includes wizards to automate repetitive processes and speed preparation of the cutting job.
- Easily stores cutting setup files for quick retrieval to accelerate future cut jobs.
- The DCS 2500 is network-compatible for easy transfer of data from a wide variety of CAD systems.


Realize a fast return on your investment.

- Automatic end cutting eliminates material waste by cutting precisely at the end of each marker.
- Single-ply cutting enables you to cut as orders arrive. Reduce work in process, lead times and work planning.
- The optional Toolpath module in CutWorks software optimizes cut times by sequencing parts (and internal cuts) in the most efficient order for cutting. Automatically removes common lines between parts to achieve **zero buffer** cutting.
- No paper underlay or plastic overlay required.
- The DCS 2500's small footprint minimizes floor space requirements. Several standard cutting bed lengths, widths, heights, and configurations are available to suit your needs. For optimal throughput, use split table mode of operation to cut different materials, patterns or nests. Cut on one half of the table while removing parts from the other half.


DCS 2500

Available Options & Services

- Complete service and parts supply packages
- Training for operators, technicians and applications personnel is available
- Porous or drilled plastic cutting surface
- Pneumatic vacuum shutoff for single-zone or dual-zone vacuum
- Reverse air for flotation of non-porous materials during spreading
- Laser pointer for precision pointing
- Large wheel package with 44.5 mm (1.75") diameter wheel to cut lofty materials
- High torque motor for heavy duty cutting and punch drilling requirements
- Nesting Video Projector: Project parts onto material to enable manual adjustments



ZipJet, inkjet part identification system



InfoJet™ inkjet labeling system offers fast, accurate identification of cut parts with visible and UV inks



V-notch and punch tools are available for additional cutting capability

NOTE: Configurations vary according to options selected. Specifications are subject to change without notice.

GERBERcutter® and CutWorks® are registered trademarks of Gerber Scientific.
ZipJet™ and InfoJet™ are trademarks of Gerber Scientific.
GERBERcutter products are patent protected.

Technical Specifications

Characteristics			
Fabric Height		Single Ply	
Cutting Speed (max)		1,1 m/sec	45 in/sec
Head Acceleration (max)		0,5G	200 in/sec²
Machine Dimensions	Lengths	3,7 - 7,3 - 9,1 - 11 - 12,8 - 14,6 - 16,5 - 18,3 - 20,1 - 21,9 - 23,8 - 25,6 - 27,4 - 29,3 - 31,1 - 32,9 - 34,7 - 36,6 m	12, 24, 30, 36, 42, 48, 54, 60, 66, 72, 78, 84, 90, 96, 102, 108, 114, 120 ft
	Widths	1,4 - 2,4 - 3 - 3,6 - 4,2 - 4,8 m	4.7, 7.8, 9.8, 11.8, 13.8, 15.8 ft
Cutting Area (no laser pointer)	Lengths	2,8 - 6,5 - 8,3 - 10,1 - 11,9 - 13,8 - 15,6 - 17,4 - 19,3 - 21,1 - 22,9 - 24,7 - 26,6 - 28,4 - 30,2 - 32,1 - 33,9 - 35,7 m	9.2, 21.2, 27.2, 33.2, 39.2, 45.2, 51.2, 57.2, 63.2, 69.2, 75.2, 81.2, 87.2, 93.2, 99.2, 105.2, 111.2, 117.2 ft
	Widths	0,88 - 1,8 - 2,41 - 3,02 - 3,63 - 4,24 m	34.77, 70.77, 94.77, 118.77, 142.77, 166.77 in
Table heights		0,8 or 0,9 m	31.5 or 36 in
Electrical Requirements			
Control and Drive System		110V@20 amps, 200V-240V@10 amps, single phase 50/60Hz (4wire)	
Table Vacuum		220-440V, 3-phase, 60 Hz, 10-32 amps 220/380/440V, 3-phase 50 Hz, 80 amps	
Compressed Air		14 liters/min @ 5,5-8,3 bar	0.5 SCFM @ 80-120 PSI
Operating Environment			
Temperature (maximum)		43°C	110°F
Humidity (maximum)		95% (non-condensing)	
Vacuum System		760 m above sea level	2,500 ft. above sea level

Machine Dimensions

Available in 3.7 and 7.3 meter lengths and 1.83 meter increments from 7.3 to 36.6 meters.
Available in 12- and 24-foot lengths and six foot increments from 24 to 120 feet

