

Illustrator Extreme

Advanced Design Creation with VBE,
Drawing tools and Vector Import



Illustrator provides several digitizing approaches, from traditional to more advanced techniques, for creating premium embroidery. Special stitch effects and advanced features give you the tools you need to create beautiful embroidery.

KEY FEATURES


Vector and TTF import

Import artwork or copy vectors from Adobe® Illustrator® and CorelDRAW® and paste them directly into Tajima DG/ML by Pulse while preserving the vector points and original colors. Quickly assign stitch types to segments. Import TrueType® fonts as artwork and convert to any stitch type.



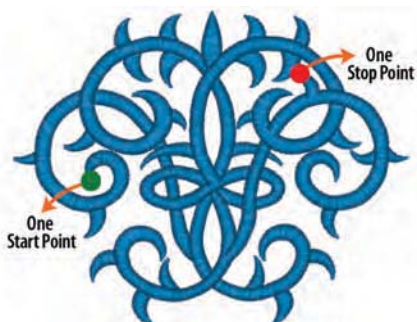
Image Vectorizer

Transform bitmap images into vector artwork almost effortlessly. Generate vectorized images from bitmaps, and then choose stitch types that best suit your design needs.



Branching

Digitize complex shapes without worrying about sequencing. Multiple satin, steil, or run segments are sequenced optimally to reduce travel runs, jumps, and trims. Branched segments behave as one large segment with one start and stop point and continuous underlay throughout.



Steil Tool

Creates uniform width satin stitches. Great for creating outlines and borders.



Programmed Runs & Fills

Create beautiful linear and fill effects that add originality to your designs. Includes over 185 programmed patterns, or create your own, for beautiful results.

programmed
run effects

Symbol Tool

Save time and avoid repetitive tasks. Save commonly used shapes as symbols for use in all future designs. Includes 200 ready-to-use symbols.

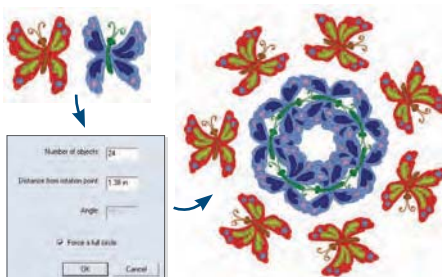
Contour Stitch

Special decorative effect highlights curves using fewer stitches than a traditional fill.



Circular Copy

Copy any vector and reproduce it in a circular fashion. Save time and avoid copying and pasting each shape manually. Easily create shapes with repetitive components such as flower petals or create a completely new composition.




Design Catalog for the Web

Using a pre-created template and .jpg images, Design Catalog for the Web organizes design images into HTML Web pages. Add the Web pages to your existing online store to reach a larger customer base with your designs.


Easily select multiple segments in a design; create new designs easily

Elements (names given to collections of multiple segments) make selecting parts of a design a breeze. Add one or more segments to an Element, assign it a name, and then use the Element as you need. Select dozens or hundreds of individual segments all in an instant! Elements retain their sewing order, so it is easy to paste them into new design compositions.



Remove Overlap Stitches

Remove overlapping stitches to avoid layering and costly production issues.



Settings Painter

Copy settings from one segment to another to avoid repetitive time consuming tasks.

Automatic Text Borders

Instantly and easily add a continuous border around embroidery lettering in your design. Choose to display the border only for a quick way to create outline text.

magic

ACG NYSTRÖM

Kunskap, Förmåga och Erfarenhet

Älvsborgsleden 7, Box 929 SE-501 10 Borås, Sweden | Tel 033-17 88 00 | Fax 033-10 07 07 |
| E-post: info@acgnystrom.se | Hemsida: www.acgnystrom.se |