



## Optional Items



Roll Holder System

SmartGUARD™  
Fire Alarm (Patented)Pass-through  
Doors



Supporting Pin Kit



Water Chiller

AAS Contour Cutting  
Device (Patented)Air Extraction  
System

Extension Table

Specification		T500				
Laser Wattage		60W	80W	100W	150W	200W
Laser Source		Sealed CO <sub>2</sub> Laser				
Cooling		Air-cooled		Water-cooled		
Working Area		51 x 35 in. (1300 x 905 mm)				
Max. Part Size (L x W x H)	w/o Cutting Table	53 x 36 x 5 in. (1346 x 916 x 127 mm) with 2"/4" lens 53 x 36 x 3 in. (1346 x 916 x 76.2 mm) with 6" lens				
	All Doors Open	53 x ∞ x 1 in. (1346 x ∞ x 25 mm) with 2"/4" lens				
	with Cutting Table	52 x 35 x 4.4 in. (1325 x 889 x 114 mm) with 2"/4" lens				
		52 x 35 x 1.5 in. (1325 x 889 x 38 mm) with 6" lens				
Dimensions		71.6 x 49.2 x 52.3 in. (1820 x 1250 x 1330 mm)				
Weight		420 kg / 924 lb		440 kg / 968 lb		
Driver		AC Servo Control				
Maximum Cutting Speed*		40IPS				
Speed Control		Adjustable from 0.1 - 100% (Up to 16 color-linked speed settings per job)				
Power Control		Adjustable from 0 - 100% (Up to 16 color-linked power settings per job)				
Engraving Capability		256-level gray scale image processing capability				
Distance Accuracy		0.254 mm or 0.1% of move, whichever is greater				
Z-Axis Movement		Manual				
Resolution (DPI)		Available 125, 250, 300, 380, 500, 600,760,1000, 1500				
Interface		10 Base-T Ethernet USB Type-A 2.0  – For USB storage (Max. 32GB capacity, FAT file system) USB Type-B 2.0  – For connecting with the computer				
Focus Lens		Standard 4" focal lens in enclosed lens carriage (Optional 2"/ 6" lens)		Standard 6" focal lens in enclosed lens carriage(Optional 2"/ 4" lens)		
Display Panel		4-line LCD panel showing current file name, total working time, laser power, engraving speed, file(s) loaded into memory buffer, setup and diagnostic menus.				
Safety		Class I Laser Product Compliant with EN60825, Class II Laser Product Compliant with CDRH, 2006/42/EC Machinery Directive Compliance Class 4 Laser Product Compliant with CDRH with the optional pass-through door module				
Cutting Table		Knife-shaped cutting bars with aluminum grid cutting table				
Operation Vottage		200-240VAC. 50/60Hz auto switching, Max.15A		200-240VAC. 50/60Hz auto switching, Max. 25A		200-240VAC. 50/60Hz auto switching, Max. 30A
Fume Extraction System		External exhaust system with minimum flow rate 2160m <sup>3</sup> /h (CFM 1273 ft <sup>3</sup> /h) is required, 2.5kPA negative pressure (Pure-Air PA-2400FS @ 8" exhaust port)				

\* Speed does not equal to throughput. See dealer or visit [www.GCCworld.com](http://www.GCCworld.com) for more details.

Δ Specifications are subject to change without prior notice.

\*\*\*Please use certified brands by GCC for LaserPro USB storage, kindly refer to GCC User Manuals for more details.

Authorized Dealer


[www.GCCworld.com](http://www.GCCworld.com)


## Laser Cutter

# GCC LaserPro T500

## The Fastest Large Format Laser Engraving and Cutting System in Its Class




# T500

- High wattage laser tube is available
- Cutting and engraving in one machine
- AC Servo Motor Technology for precise movement control
- Adjustable acceleration enables higher productivity
- Laser Pulsing Technology for accurate laser firing control
- Excellent engraving quality with 3D capacity
- AAS Module performs automatic graphic contour tracking task
- Rigid welded steel chassis



GCC Headquarters 4F-1., No.236, Fude 2nd Rd., Xizhi Dist., New Taipei City 22151, Taiwan 886-2-6616-6692 Fax : 886-2-2694-6875  
 GCC China No.1, Chen Feng Road, Yushan, Kunshan, Jiangsu 215300, China 86-512-5726-1515 Fax : 86-512-5726-1518  
 GCC Europe B.V. Eglantierbaan 43-45, 2908 LV, Capelle a/d IJssel, The Netherlands 31-10-458-9367  
 GCC America, Inc 20453 E Valley Blvd. Walnut, CA 91789, USA 1-909-718-0248 Fax : 1-909-718-0251  
 US & Canada Only Toll Free: 1-888-284-5211





Laser Cutter

# GCC LaserPro T500



## GCC LaserPro T500

Developed on the basis of GCC LaserPro's accumulated technology with new powerful motion system, GCC LaserPro T500 is capable of exceptional 3D engraving quality and cutting at high speed which make it a high ROI laser system on the market. Equipped powerful 200W laser tube allow user to deliver clear and fine cutting result. GCC LaserPro T500 is a dedicated design to fulfill your cutting and engraving needs in one machine with high throughput and superb quality. With a series of user-definable features, the T500 is the flexible and user-friendly laser system for your choice.


### AC Servo Motor Motion

A motor of high torque, high speed and high caliber works perfectly with the high demands of LaserPro T500. The state of the art in AC Servo Motor design assures long motor lifetime and high precision.



### Excellent Speedy Scribing Quality

T-500 embrace extraordinary control system and rigid motion system allow user to create top-notch vector scribing quality with high speed.




### AAS Contour Cutting Device (Patented) (Optional)

Developed by LaserPro, AAS is an exceptionally user-friendly operation which offers accurate and faultless contour cutting by automatically tracking the position of graphics.



### SmartPOINT Positioning Device (Patented)

Material positioning made extremely easy by use of 4 red beam diodes. Simply aim each red beam diodes at distinct points on the material and the red beam becomes a very useful positioning tool to replicate previous jobs precisely.



### Outstanding Cutting Capability

T500 delivers high cutting quality with LaserPro's unique laser firing control technology. Up to 200W output power options, GCC LaserPro T500 can cut through 1" (25 mm) acrylic in a single pass with a smooth finish and unmatched clear cutting edge.



### Superior Engraving Quality

T500 persists with GCC LaserPro's excellent engraving capability. Having cutting and engraving capability in one product, no more time wasted on switching materials from cutting and engraving machine. Compare to conventional cutting product. It is difficult to have a good and consistent raster performance with large working area, but T500 can.



### Knife-shaped Cutting Table

Unique cutting table with tipped bars that can be easily adjusted without tools to create different levels of working depths. The cutting table of T500 reduces laser reflections and delivers clear cutting edge.



### LED Light Illumination System

A LED light module that illuminates the working space and makes every engraving detail easy to see.