



## Optional Items



Magnetic Fixture



Supporting Pin



SmartAIR Ultra Nozzle

Thin Metal Film  
Clamping Device

Rotary Chuck


Specification		FMC 280
Model Name		FMC 280-Z1
Laser Source		1070nm fiber laser source, 1.5kW peak power
Work Area	Normal	28 x 14.5 in. (712 x 370 mm)
	With Thin Film Clamp	18 x 12 in. (458 x 305 mm)
Max. Part Size (L x W x H)		30.9 x 21.3 x 4.7 in. (786 x 542 x 120 mm)
Dimensions		44.3 x 28.3 x 70.8 in. (1125 x 720 x 1800 mm)
Cooling		Air Cool
Drive		Closed-loop DC Servo Control
Maximum Motor Speed*		20 IPS
Speed Control		Adjustable from 0.1~100% (Up to 16 color-linked speed settings per job)
Power Control		Adjustable from 0 ~100% (Up to 16 color-linked speed settings per job)
Distance Accuracy		0.254 mm or 0.1% of move, whichever is greater
Z-Axis Movement		Automatic
Engraving Capability		256-level grayscale image processing capability
Resolution (DPI)		125, 250, 300, 380, 500, 600, 760, 1000, 1500, 3000
Computer Interface		10 Base-T Ethernet, Full speed 2.0 USB
Display Panel		4-line LCD panel showing current file name, total working time, laser power, cutting speed, file(s) loaded into memory buffer, setup and diagnostic menus
Safety		Class I Laser Product Compliant with EN60825 Class II Laser Product Compliant with CDRH 2006/42/EC Machinery Directive Compliance
Operation Voltage		200-240VAC, 50/60Hz Auto Switching, Max. 12A

\* Speed is not equal to throughput. See dealer or visit [www.GCCworld.com](http://www.GCCworld.com) for more details.

△ Specifications are subject to change without prior notice.



Authorized Dealer


[www.GCCworld.com](http://www.GCCworld.com)


## Laser Engraver &amp; Cutter

# GCC LaserPro FMC 280

Compact and Powerful  
Fiber Laser Metal Engraving & Cutting System



## FMC 280

- Spacious 28" x 14.5" (712 mm x 370 mm) working area
- 256 level grayscale image engraving capability
- Automatic Z movement to load up to 120 mm (4.7") thick objects
- Design in high quality components like German laser source, U.S. made capacitive cutting head
- State-of-the-art fiber laser technology to cut up to 3 mm thick stainless steel
- AutoFocus function to automatically find correct focal distance
- Direct output from familiar graphic program through easy to use Windows print driver



GCC Headquarters 4F-1., No.236, Fude 2nd Rd., Xizhi Dist., New Taipei City 22151, Taiwan 886-2-6616-6692 Fax : 886-2-2694-6875  
 GCC China No.1, Chen Feng Road, Yushan, Kunshan, Jiangsu 215300, China 86-512-5726-1515 Fax : 86-512-5726-1518  
 GCC Europe B.V. Eglantierbaan 43-45, 2908 LV, Capelle a/d IJssel, The Netherlands 31-10-458-9367 Fax : 31-10-451-9874  
 GCC America, Inc 20453 E Valley Blvd. Walnut, CA 91789, USA 1-909-718-0248 Fax : 1-909-718-0251  
 US & Canada Only Toll Free: 1-888-284-5211

Thin Metal Film

Cylinder

Metal Engraving

Stainless Steel

Aluminum

Copper

## Laser Engraver & Cutter

# GCC LaserPro FMC 280




### GCC LaserPro FMC 280

A compact size laser system with powerful fiber laser source, GCC LaserPro delivers an easy way to operate fiber laser engraving system & cutting system which yields spectacular cutting edges. The FMC 280 is a engraving & cutting specialist engineered for performance and produces excellent output quality, good for specialized engineering projects, prototyping, education and customization jobs. Innovative features developed from GCC LaserPro's years of experience makes FMC 280 the most user-friendly system on the market.


### Vivid Engraving Technology

FMC 280 generates more possibility and profits by not only cutting metal piece, but allocating different laser power levels to fit 256-level grayscale delivering a vivid laser image engraving effect on metal objects.




### Capacitive Cutting Head with Autofocus

Precise capacitive cutting head design keeps fixed distance between cutting head and heat deformed material to obtain consistent cutting quality over the platform.




### DC Servo Motor Motion System

The GCC LaserPro FMC 280 utilizes closed-loop DC servo motor technology for precise and fast carriage movement to ensure exceptionally accurate cutting outputs.



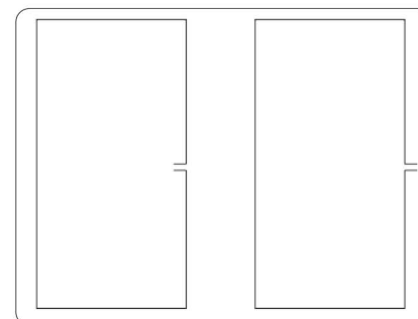
### DuraGuide™ Motion Design

Systematic and reliable motion system embedded with strong mechanical framework, reinforced Kevlar belts, and accurate servomotor control technology to deliver superb output quality. SmartSEAL™ dust protection design to keep dust from the motion system to reduce daily maintenance and prolong rail's life cycle.



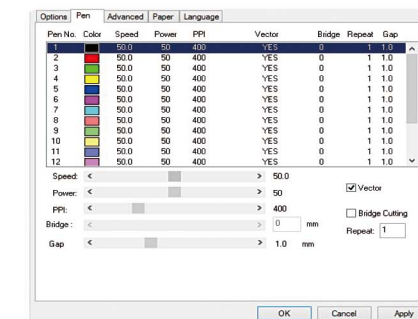
### Unique Fiber Laser Source with Exquisite Cutting Capability

World leading fiber laser source with unique laser firing mode control meets variety metal sheets processing demand. Powerful cutting capability to handle up to 3 mm thick stainless steel and high reflective metals with clear edge.




### Node Bridge Cutting

Node Bridge function helps generate good cutting edge by assigning small bridges on the cutting path to prevent the cutout falling apart and remove it manually after laser cutting.



### Innovative Windows Driver

Output directly from familiar designing programs such as AutoCad, CorelDraw and Illustrator through Windows driver instead of relying on a proprietary Application Program. Innovative driver greatly reduce tedious setup work with user friendly functions.



### Drag-N-Play

The "Drag-N-Play" feature greatly reduces complex set up procedures and allows users to directly drag the lens carriage to the starting point of a job.